

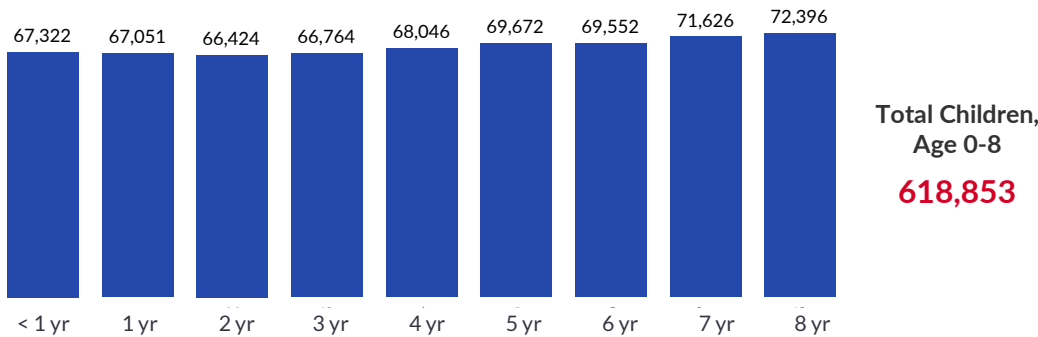
# The Early Childhood Landscape in COLORADO



## OVERVIEW

Learning is a continuum that begins from our first day in the world, not just the first day of school. As we begin to understand how the opportunities and environments early in life impact long-term learning and life outcomes, our systems of education have begun to gradually encompass children of younger ages. Because early childhood learning is largely undefined and decentralized, this packet is meant to serve as a compilation of the various statistics, data, and research available. While by no means comprehensive, we hope it provides a foundational understanding of the current landscape of early learning in your state.

### Number of Children Age 8 and Younger, 2015



## STATE DEMOGRAPHICS

Early childhood initiatives are often crafted to support specific populations within a state—such as infants, children from low-income families, and English language learners—which is why it is important to first understand your state’s demographics.

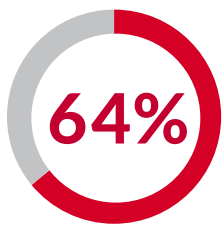
### Questions To Consider

*How many young children are in my state?*

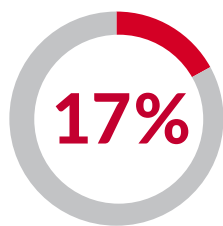
*How does this impact the scale of policies?*

*What is the economic status of families with young children?*

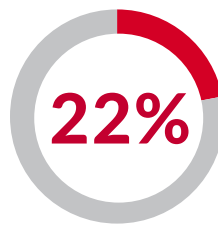
*Are there unique cultural needs for young children in my state?*



Children with All Available Parents in the Labor Force, Age 0–6 (2015)



Children in Poverty, Age 0–5 (2015)



Children in Low-Income Working Families, Age 0–6 (2015)

### Children Age 0–4 by Race, 2015

	White	Black	Hispanic	Two or More Races	Asian	American Indian
# Children	190,397	14,880	103,797	15,924	9,743	2,227
% of All Children	56.4%	4.4%	30.8%	4.7%	2.9%	0.7%

[VIEW DATA RESOURCE HERE](#)



## Current Status of Infant and Toddler Well-Being

INDICATOR	COLORADO	NATION
Unintended Pregnancy (% of all pregnancies)	45%	45%
Prenatal Care Before 3rd Trimester (% of live births)	91%	87%
Teen Mothers (% of live births)	2%	7%
Home Health Visit (% of children ages 0-3)	15%	14%
Well-Baby Check (% of babies)	92%	91%
Developmental Screening (% of children ages 10 months to 5 years)	47%	31%

[VIEW DATA RESOURCE HERE](#)

## Maternal and Child Health Grant

The federal government allocates the Title V Maternal and Child Health (MCH) Block Grant to states. **Colorado** provides additional funding to the MCH program (as shown below).

The state has identified eight national performance measures to focus on:

- **Low-Risk Cesarean Delivery**
- **Breastfeeding**
- **Developmental Screening**
- **Injury Hospitalization**
- **Physical Activity**
- **Bullying**
- **Medical Home**
- **Smoking**

### Colorado MCH Funds by Source



## Colorado | MCH 2015 Expenditures

POPULATION SERVED	INDIVIDUALS SERVED	2015 EXPENDITURE
Pregnant Women	64,930	\$334,723
Infants	62,247	\$320,891
Children (Age 1-22)	1,400,786	\$7,221,233
Children with Special Needs	173,248	\$893,116
Others	738,868	\$3,808,960
Total	2,440,079	\$12,578,923

[VIEW DATA RESOURCE HERE](#)

## INFANT AND TODDLER SUPPORT

Infants and toddlers develop and learn at exponential rates as they explore and engage with the environments and adults around them. In order to support their **health and development**, pregnant women, infants and toddlers, and parents need access to information and services.

### Questions To Consider

*Are women and children receiving health care services before and after birth?*

*Are families prepared for and educated about the needs of young children?*

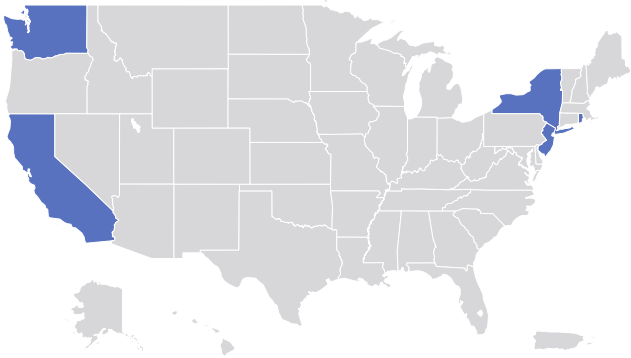
*What areas of maternal and child health is my state focusing on?*



## Paid Family Leave

**Colorado** does not have a statewide paid family leave policy.

### States with Paid Family Leave Policies



State	First Year	# Weeks	Benefit (% Income)
CA	2004	6	Up to 70%
DC	2020	8	Up to 90%
NJ	2009	6	Up to 66%
NY	2018	8	Up to 50%
RI	2014	4	Up to 60%
WA	2020	12	Up to 90%

## Home Visiting

Home visiting is a type of service targeted to expectant parents and parents with children ages 0-5 to support healthy child development. Though models and programs vary, home visits typically allow trained experts to provide services, share best practices, and connect families to other resources all within the home setting.

**4,056**

Number of Families Served Through Home Visits in 2016 <sup>2</sup>

**51,635**

Number of Home Visits Provided in 2016 <sup>1,2</sup>

**Colorado** uses the following evidence-based models for home visiting programs:<sup>1,2</sup>

- **Healthy Families America**
- **Home Instruction for Parents of Preschool Youngsters**
- **Nurse-Family Partnership**
- **Parents as Teachers**
- **SafeCare**

[VIEW DATA RESOURCE 1](#)

[VIEW DATA RESOURCE 2](#)

## INFANT AND TODDLER SUPPORT

### Questions To Consider

*What does paid family leave look like across the country?  
Is that conversation happening in my state?*

*Is my state funding a significant percentage of home visits?  
Were home visits an MCH priority for my state?*

*What models for home visiting is my state utilizing? How are different models used to support families' unique needs?*



## Cost and Affordability of Infant Care

**\$13,154**

Average Annual Cost of Infant Care in **Colorado**

**19%**

Infant Care Cost as a Share of Median Family Income in **Colorado**

According to the U.S. Department of Health and Human Services, child care is affordable if it costs no more than 10% of a family's income.

By this standard, only

**23%**

of families in **Colorado** can afford infant care.



[VIEW DATA RESOURCE HERE](#)

## Public Support for Infant Care

PROGRAM	FUNDING SOURCE	DESCRIPTION	NUMBER OF CHILDREN AGES 0-3 SERVED
<a href="#">Early Head Start</a>	Federal (with optional state supplement)	Funds child care slots for children ages 0-3 from low-income families in addition to some health and family services.	Federal <b>1,773</b>
			State <b>0</b>
<a href="#">Child Care and Development Fund</a>	Federal and State	Provides financial assistance to low-income families to access child care so they can work or attend a job training or educational program.	<b>4,818</b> monthly average

## INFANT AND TODDLER SUPPORT

### Questions To Consider

*Is the cost of infant care in my state affordable?*

*What percentage of families have all available parents in the labor force? What does that mean for the demand for infant care?*

*What type of public support is available in my state for infant care?*



## Pre-Kindergarten Trends

**53.9%**

3- and 4-Year Olds Enrolled in **Pre-K** Public and Private (Estimated **72,699** children)

[VIEW DATA RESOURCE HERE](#)

**6.4%**

3- and 4-Year Olds Enrolled in **Head Start** Program (Estimated **8,616** children)

[VIEW DATA RESOURCE HERE](#)

**15.7%**

3- and 4-Year Olds Enrolled in **State pre-K** Program (Estimated **21,133** children)

[VIEW DATA RESOURCE HERE](#)

## Percentage of 3- and 4-Year-Olds Enrolled in Pre-K, Public & Private by Race



The following group(s) have enrollment rates in pre-school programs that are below the state average: **Hispanic, Children of two or more races**

[VIEW DATA RESOURCE HERE](#)

## THREE- AND FOUR-YEAR-OLDS

At ages three- and four, children may be eligible to enroll in pre-Kindergarten, or “pre-K,” programs, both private and public. Pre-K programs are not compulsory, and families may elect to continue any arrangement of their choice.

### Questions To Consider

*How many children are attending pre-K, public or private?*

*Are certain populations more likely to attend pre-K?*

*What percentage of children are enrolled in pre-K due to public support?*

*How expensive is child care for 4-year-olds?*

**\$11.47**

Median Hourly Wage Child Care Worker

**61%**

Median Wage for Child Care Worker as Percent of State Median Income

**\$9,882**

Average Annual Cost of Child Care for 4-year-old

[VIEW DATA RESOURCE HERE](#)

**\$13.11**

Median Hourly Wage Preschool Teacher

**80%**

Median Wage for Preschool Teacher as Percent of State Median Income



## Pre-Kindergarten Policy

### COLORADO PRESCHOOL PROGRAM

ACCESS	Family Income - Eligibility	185% of FPL; children do not have to meet the income requirement if they have one of the risk factors considered for eligibility.
	Other Risk Factors - Eligibility	Child disability or developmental delay; History of abuse, neglect, or family violence; Homelessness or unstable housing; Home language other than English; Parental substance abuse; Teen parent; Child history of foster care; Other risk factor(s)
	Child Age	3- and 4-year-olds
	Required District Participation	Not required, but funding is awarded on a competitive basis
FUNDING	State Agency	Colorado Department of Education
	Total Spending (2016)	\$86,002,476
	Funds by Source	State, \$53,126,288; Required local, \$32,876,188
	Dedicated Revenue Source for State Funds?	Yes: State Public School Fund (CF); State Education
	Agencies Eligible to Receive Funding	School Districts
	Permitted Subcontracting Agencies	Public schools, Head Start, Private agencies, Public agencies such as city recreation centers, university and college lab school programs, charter schools
PROGRAM REQUIREMENTS	Minimum Daily Hours	2.5
	Minimum Days Per Week	Determined locally
	Annual Operating Schedule	School or academic year
	Maximum Class Size	16
	Screening/Referral and Support Services	None

## THREE- AND FOUR-YEAR-OLDS

As states begin to develop and fund pre-Kindergarten program, eligibility and quality requirements have also been adopted.

### Questions To Consider

*Does my state support pre-K enrollment? If so, for which children?*

*What are the funding sources for pre-K?*

*What requirements must providers meet in order to be eligible for the state pre-K program?*





## COLORADO PRESCHOOL PROGRAM – CONTINUED

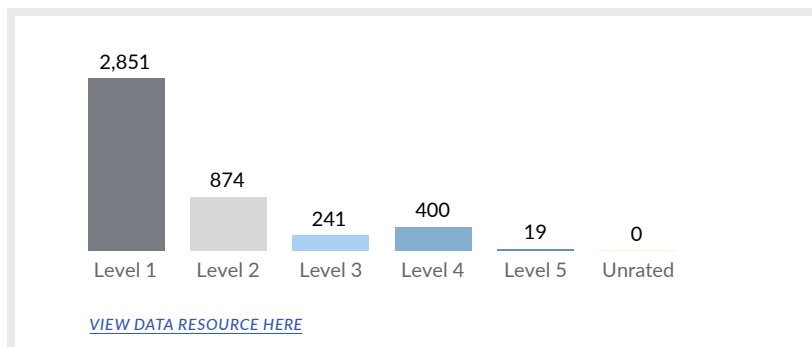
STANDARDS	Early Learning and Development Standards	<a href="#">Colorado Early Learning and Development Guidelines</a>
	Year Revised	2013
	Alignment with College and Career Ready Standards for Early Grades	Yes
EDUCATORS	Teacher Degree	CDA
	Required Specialization in ECE	No
	Assistant Teacher Degree	None; Must be 16-years-old and have favorable background check
ACCOUNTABILITY	Quality Rating and Improvement System (QRIS)	<a href="#">Colorado Shines</a>
	Required Participation in QRIS	Yes
	Number of Levels	5
	Required Rating for Funding	N/A

[VIEW DATA RESOURCE HERE](#)

## Quality Ratings of Child Care Programs

In recent years, many states have designed Quality Ratings and Improvement Systems (QRIS) to evaluate child care providers. The QRIS rating is often a reflection of various measures such as teacher-child interactions, classroom environment, family engagement, and staff educational attainment. Often voluntary, QRIS systems are meant to help improve the quality of child care providers and help families choose the right provider for their children.

### Child Care Providers By QRIS Level



## THREE- AND FOUR-YEAR-OLDS

**Questions To Consider**  
*Are pre-K standards aligned with goals of the K-12 system?*

*Does my state require pre-K teachers to have a certain degree? If so, what?*

*Has my state developed a system to assess the quality of pre-K and child care providers? Is participation mandatory for state pre-K programs?*



## K-3 Policy

	K-3 COMPONENT	COLORADO
ATTENDANCE	Compulsory Age of Attendance <sup>1</sup>	6 on or before 8/01
	Kindergarten Entrance Age <sup>1</sup>	5 on or before 10/1
	State-Required Full-Day Kindergarten <sup>1</sup>	No, full-day kindergarten is not required.
	State-Required Half-Day Kindergarten <sup>1</sup>	Yes
	Required Kindergarten Attendance <sup>1</sup>	No
STANDARDS AND ASSESSMENTS	Required Kindergarten Entrance Assessment (KEA) <sup>2</sup>	State Board must adopt school readiness assessments.
	Statewide KEA <sup>3</sup>	No
	KEA Results Use <sup>2</sup>	School readiness assessments may not be used to deny a student admission or progression to kindergarten or first grade.
	K-3 Formative Assessment Consortium Member <sup>3</sup>	No
	Dual Language Learner (DLL) Assessment <sup>4</sup>	Assessing Comprehension and Communication in English State-to-State for ELLs (ACCESS 2.0)
	Number of States Using DLL Assessment <sup>2</sup>	36
	3 <sup>rd</sup> -Grade Reading Retention Law <sup>2</sup>	Retention is allowed after a meeting with the parent, the student's teacher and other personnel. At that meeting, the group determines if retention is the best intervention strategy.
EDUCATORS	Early Childhood Education License Required for Kindergarten Teachers <sup>3</sup>	No
	Science of Reading Test Required for Elementary Teachers <sup>6</sup>	None
	Teacher-to-Student Ratio Requirement <sup>2</sup>	Not specified in statute, rules or regulations.

## FIVE- TO EIGHT-YEAR-OLDS

At age five, children are eligible to begin kindergarten—generally considered the start to their formal education. In these early grades, there is a strong focus on learning to read due to research indicating that 3<sup>rd</sup>-grade literacy is crucial for success in school and life.

### Questions To Consider

*Are districts required to offer full-day kindergarten?*

*At what age are children eligible to attend school? At what age is attendance compulsory?*

*How are children assessed in grades K-3? What are assessment results used for?*

[VIEW DATA RESOURCE HERE<sup>1</sup>](#)

[VIEW DATA RESOURCE HERE<sup>3</sup>](#)

[VIEW DATA RESOURCE HERE<sup>5</sup>](#)

[VIEW DATA RESOURCE HERE<sup>2</sup>](#)

[VIEW DATA RESOURCE HERE<sup>4</sup>](#)