

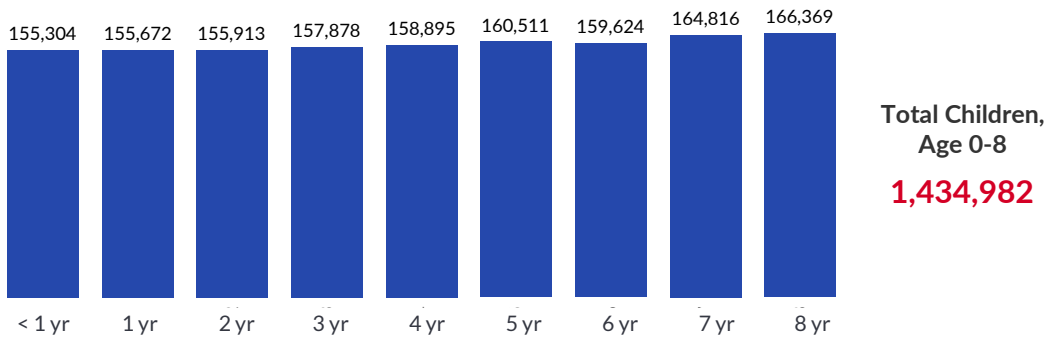
# The Early Childhood Landscape in ILLINOIS



## OVERVIEW

Learning is a continuum that begins from our first day in the world, not just the first day of school. As we begin to understand how the opportunities and environments early in life impact long-term learning and life outcomes, our systems of education have begun to gradually encompass children of younger ages. Because early childhood learning is largely undefined and decentralized, this packet is meant to serve as a compilation of the various statistics, data, and research available. While by no means comprehensive, we hope it provides a foundational understanding of the current landscape of early learning in your state.

### Number of Children Age 8 and Younger, 2015



## STATE DEMOGRAPHICS

Early childhood initiatives are often crafted to support specific populations within a state—such as infants, children from low-income families, and English language learners—which is why it is important to first understand your state’s demographics.

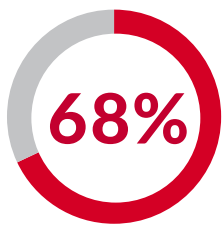
### Questions To Consider

*How many young children are in my state?*

*How does this impact the scale of policies?*

*What is the economic status of families with young children?*

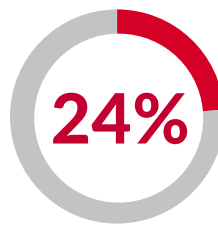
*Are there unique cultural needs for young children in my state?*



**Children with All Available Parents in the Labor Force, Age 0-6 (2015)**



**Children in Poverty, Age 0-5 (2015)**



**Children in Low-Income Working Families, Age 0-6 (2015)**

### Children Age 0-4 by Race, 2015

	White	Black	Hispanic	Two or More Races	Asian	American Indian
# Children	394,332	119,760	188,083	28,721	40,344	953
% of All Children	51.0%	15.5%	24.3%	3.7%	5.2%	0.1%

[VIEW DATA RESOURCE HERE](#)



## Current Status of Infant and Toddler Well-Being

INDICATOR	ILLINOIS	NATION
Unintended Pregnancy (% of all pregnancies)	52%	45%
Prenatal Care Before 3rd Trimester (% of live births)	93%	87%
Teen Mothers (% of live births)	2%	7%
Home Health Visit (% of children ages 0-3)	21%	14%
Well-Baby Check (% of babies)	95%	91%
Developmental Screening (% of children ages 10 months to 5 years)	34%	31%

[VIEW DATA RESOURCE HERE](#)

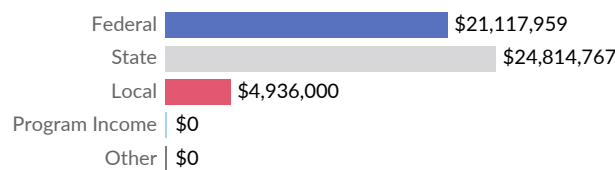
## Maternal and Child Health Grant

The federal government allocates the Title V Maternal and Child Health (MCH) Block Grant to states. **Illinois** provides additional funding to the MCH program (as shown below).

The state has identified eight national performance measures to focus on:

- **Well-Woman Visit**
- **Risk-Appropriate Perinatal Care**
- **Developmental Screening**
- **Adolescent Well-Visit**
- **Medical Home**
- **Transition (Children with Special Needs)**
- **Preventive Dental Visit**
- **Smoking**

### Illinois MCH Funds by Source



## Illinois | MCH 2015 Expenditures

POPULATION SERVED	INDIVIDUALS SERVED	2015 EXPENDITURE
Pregnant Women	153,066	\$9,093,014
Infants	152,143	\$4,825,024
Children (Age 1-22)	97,722	\$18,118,621
Children with Special Needs	105,700	\$17,035,488
Others	65,201	\$322,976
Total	573,832	\$49,395,123

[VIEW DATA RESOURCE HERE](#)

## INFANT AND TODDLER SUPPORT

Infants and toddlers develop and learn at exponential rates as they explore and engage with the environments and adults around them. In order to support their **health and development**, pregnant women, infants and toddlers, and parents need access to information and services.

### Questions To Consider

*Are women and children receiving health care services before and after birth?*

*Are families prepared for and educated about the needs of young children?*

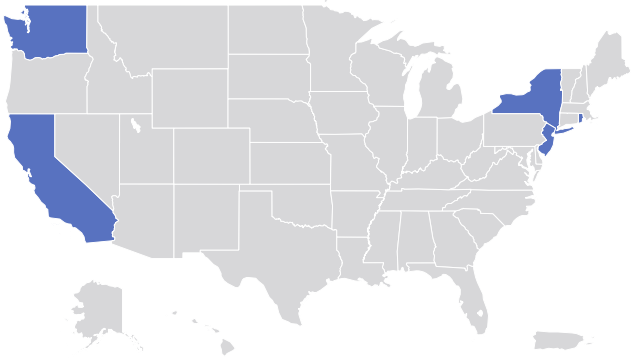
*What areas of maternal and child health is my state focusing on?*



## Paid Family Leave

**Illinois** does not have a statewide paid family leave policy.

### States with Paid Family Leave Policies



State	First Year	# Weeks	Benefit (% Income)
CA	2004	6	Up to 70%
DC	2020	8	Up to 90%
NJ	2009	6	Up to 66%
NY	2018	8	Up to 50%
RI	2014	4	Up to 60%
WA	2020	12	Up to 90%

## Home Visiting

Home visiting is a type of service targeted to expectant parents and parents with children ages 0-5 to support healthy child development. Though models and programs vary, home visits typically allow trained experts to provide services, share best practices, and connect families to other resources all within the home setting.

**11,655**

Number of Families Served Through Home Visits in 2016 <sup>2</sup>

**112,733**

Number of Home Visits Provided in 2016 <sup>1,2</sup>

**Illinois** uses the following evidence-based models for home visiting programs:<sup>1,2</sup>

- **Family Connects**
- **Family Spirit**
- **Healthy Families America**
- **Home Instruction for Parents of Preschool Youngsters**
- **Nurse-Family Partnership**

[VIEW DATA RESOURCE 1](#)

[VIEW DATA RESOURCE 2](#)

## INFANT AND TODDLER SUPPORT

### Questions To Consider

*What does paid family leave look like across the country?  
Is that conversation happening in my state?*

*Is my state funding a significant percentage of home visits?  
Were home visits an MCH priority for my state?*

*What models for home visiting is my state utilizing? How are different models used to support families' unique needs?*



## Cost and Affordability of Infant Care

**\$12,964**

Average Annual Cost of Infant Care in **Illinois**

**19%**

Infant Care Cost as a Share of Median Family Income in **Illinois**

According to the U.S. Department of Health and Human Services, child care is affordable if it costs no more than 10% of a family's income.

By this standard, only

**22%**

of families in **Illinois** can afford infant care.



[VIEW DATA RESOURCE HERE](#)

## Public Support for Infant Care

PROGRAM	FUNDING SOURCE	DESCRIPTION	NUMBER OF CHILDREN AGES 0-3 SERVED
<a href="#">Early Head Start</a>	Federal (with optional state supplement)	Funds child care slots for children ages 0-3 from low-income families in addition to some health and family services.	Federal <b>6,917</b>
			State <b>0</b>
<a href="#">Child Care and Development Fund</a>	Federal and State	Provides financial assistance to low-income families to access child care so they can work or attend a job training or educational program.	<b>11,508</b> monthly average

## INFANT AND TODDLER SUPPORT

### Questions To Consider

*Is the cost of infant care in my state affordable?*

*What percentage of families have all available parents in the labor force? What does that mean for the demand for infant care?*

*What type of public support is available in my state for infant care?*



## Pre-Kindergarten Trends

**54.7%**

3- and 4-Year Olds Enrolled in **Pre-K** Public and Private (Estimated **173,311** children)

[VIEW DATA RESOURCE HERE](#)

**10.5%**

3- and 4-Year Olds Enrolled in **Head Start** Program (Estimated **33,380** children)


[VIEW DATA RESOURCE HERE](#)

**23.0%**

3- and 4-Year Olds Enrolled in **State pre-K** Program (Estimated **72,855** children)

[VIEW DATA RESOURCE HERE](#)

## Percentage of 3- and 4-Year-Olds Enrolled in Pre-K, Public & Private by Race



The following group(s) have enrollment rates in pre-school programs that are below the state average: **Hispanic**

[VIEW DATA RESOURCE HERE](#)

## THREE- AND FOUR-YEAR-OLDS

At ages three- and four, children may be eligible to enroll in pre-Kindergarten, or “pre-K,” programs, both private and public. Pre-K programs are not compulsory, and families may elect to continue any arrangement of their choice.

### Questions To Consider

*How many children are attending pre-K, public or private?*

*Are certain populations more likely to attend pre-K?*

*What percentage of children are enrolled in pre-K due to public support?*

*How expensive is child care for 4-year-olds?*

**\$10.50**

Median Hourly Wage Child Care Worker

**59%**

Median Wage for Child Care Worker as Percent of State Median Income

**\$9,567**

Average Annual Cost of Child Care for 4-year-old

[VIEW DATA RESOURCE HERE](#)

**\$13.79**

Median Hourly Wage Preschool Teacher

**69%**

Median Wage for Preschool Teacher as Percent of State Median Income



## Pre-Kindergarten Policy

### ILLINOIS PRESCHOOL FOR ALL

ACCESS	Family Income - Eligibility	No income requirement <sup>4</sup>
	Other Risk Factors - Eligibility	Child disability or developmental delay; Low parental education; History of abuse, neglect, or family violence; Homelessness or unstable housing; Home language other than English; Parental substance abuse; Risk that child will not be ready for Kindergarten; Teen parent; Low birth weight or other child health risk; Child history of foster care; Parent is on active military duty; Other risk factor(s)
	Child Age	3- and 4-year-olds
	Required District Participation	Not required, but funding is awarded on a competitive basis
FUNDING	State Agency	Illinois State Board of Education
	Total Spending (2016)	\$281,786,390
	Funds by Source	State, \$246,729,910; Non-required local, \$35,056,480
	Dedicated Revenue Source for State Funds?	Yes: Early Childhood Block Grant
	Agencies Eligible to Receive Funding	Public schools, Head Start, Private agencies, Faith-based centers, Family child care homes, Higher Education Institutions, Regional Offices of Education
	Permitted Subcontracting Agencies	Public schools, Head Start, Private agencies, Faith-based centers, Family child care homes
PROGRAM REQUIREMENTS	Minimum Daily Hours	2.5
	Minimum Days Per Week	5 days per week
	Annual Operating Schedule	School or academic year
	Maximum Class Size	20
	Screening/Referral and Support Services	Vision; Hearing; Height/weight/BMI; Blood pressure; Immunizations; Psychosocial/behavioral; Developmental; Full physical exam

## THREE- AND FOUR-YEAR-OLDS

As states begin to develop and fund pre-Kindergarten program, eligibility and quality requirements have also been adopted.

### Questions To Consider

*Does my state support pre-K enrollment? If so, for which children?*

*What are the funding sources for pre-K?*

*What requirements must providers meet in order to be eligible for the state pre-K program?*



## ILLINOIS PRESCHOOL FOR ALL – CONTINUED

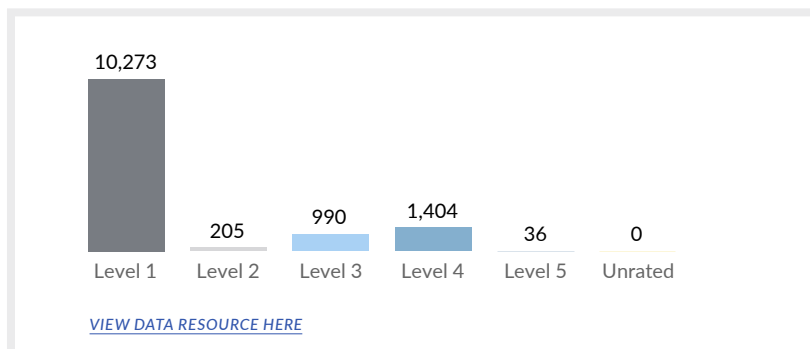
STANDARDS	Early Learning and Development Standards	Illinois Early Learning and Development Standards
	Year Revised	2013
	Alignment with College and Career Ready Standards for Early Grades	Yes
EDUCATORS	Teacher Degree	BA
	Required Specialization in ECE	Yes
	Assistant Teacher Degree	Educator License endorsed for paraprofessional educator which can be obtained through by having an AA, 60 hours of course credit, or passing score on ParaPro test or Work Keys test.
ACCOUNTABILITY	Quality Rating and Improvement System (QRIS)	<a href="#">ExceleRate Illinois</a>
	Required Participation in QRIS	Yes. Licensed programs are automatically categorized as Level 1 and must apply to be rated at a higher level.
	Number of Levels	5
	Required Rating for Funding	N/A

[VIEW DATA RESOURCE HERE](#)

## Quality Ratings of Child Care Programs

In recent years, many states have designed Quality Ratings and Improvement Systems (QRIS) to evaluate child care providers. The QRIS rating is often a reflection of various measures such as teacher-child interactions, classroom environment, family engagement, and staff educational attainment. Often voluntary, QRIS systems are meant to help improve the quality of child care providers and help families choose the right provider for their children.

### Child Care Providers By QRIS Level



## THREE- AND FOUR-YEAR-OLDS

### Questions To Consider

*Are pre-K standards aligned with goals of the K-12 system?*

*Does my state require pre-K teachers to have a certain degree? If so, what?*

*Has my state developed a system to assess the quality of pre-K and child care providers? Is participation mandatory for state pre-K programs?*



## K-3 Policy

	K-3 COMPONENT	ILLINOIS
ATTENDANCE	Compulsory Age of Attendance <sup>1</sup>	6 on or before 9/01
	Kindergarten Entrance Age <sup>1</sup>	5 on or before 9/01
	State-Required Full-Day Kindergarten <sup>1</sup>	No, full-day kindergarten is not required.
	State-Required Half-Day Kindergarten <sup>1</sup>	Yes
	Required Kindergarten Attendance <sup>1</sup>	No
STANDARDS AND ASSESSMENTS	Required Kindergarten Entrance Assessment (KEA) <sup>2</sup>	Beginning in 2016-2017, the Illinois Kindergarten Individual Development Survey (KIDS) must be administered annually to each student enrolled in kindergarten.
	Statewide KEA <sup>3</sup>	In Progress
	KEA Results Use <sup>2</sup>	Each school district must report the results of KIDS twice each school year.
	K-3 Formative Assessment Consortium Member <sup>3</sup>	No
	Dual Language Learner (DLL) Assessment <sup>4</sup>	Assessing Comprehension and Communication in English State-to-State for ELLs (ACCESS 2.0)
	Number of States Using DLL Assessment <sup>2</sup>	36
	3 <sup>rd</sup> -Grade Reading Retention Law <sup>2</sup>	Not specified in statute, rules or regulations.
EDUCATORS	Early Childhood Education License Required for Kindergarten Teachers <sup>3</sup>	In Progress
	Science of Reading Test Required for Elementary Teachers <sup>6</sup>	Illinois requires teacher candidates to pass the Illinois Licensure Testing System assessment, which does not report teacher performance in each subject area.
	Teacher-to-Student Ratio Requirement <sup>2</sup>	Not specified in statute. However, K-3 class size reduction grants are available for districts.

[VIEW DATA RESOURCE HERE<sup>1</sup>](#)

[VIEW DATA RESOURCE HERE<sup>3</sup>](#)

[VIEW DATA RESOURCE HERE<sup>5</sup>](#)

[VIEW DATA RESOURCE HERE<sup>2</sup>](#)

[VIEW DATA RESOURCE HERE<sup>4</sup>](#)

## FIVE- TO EIGHT-YEAR-OLDS

At age five, children are eligible to begin kindergarten—generally considered the start to their formal education. In these early grades, there is a strong focus on learning to read due to research indicating that 3<sup>rd</sup>-grade literacy is crucial for success in school and life.

### Questions To Consider

*Are districts required to offer full-day kindergarten?*

*At what age are children eligible to attend school? At what age is attendance compulsory?*

*How are children assessed in grades K-3? What are assessment results used for?*