

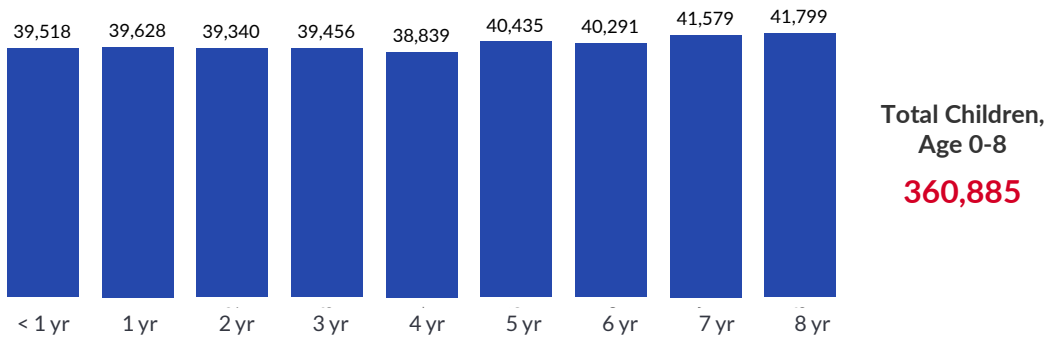
# The Early Childhood Landscape in IOWA



## OVERVIEW

Learning is a continuum that begins from our first day in the world, not just the first day of school. As we begin to understand how the opportunities and environments early in life impact long-term learning and life outcomes, our systems of education have begun to gradually encompass children of younger ages. Because early childhood learning is largely undefined and decentralized, this packet is meant to serve as a compilation of the various statistics, data, and research available. While by no means comprehensive, we hope it provides a foundational understanding of the current landscape of early learning in your state.

### Number of Children Age 8 and Younger, 2015



## STATE DEMOGRAPHICS

Early childhood initiatives are often crafted to support specific populations within a state—such as infants, children from low-income families, and English language learners—which is why it is important to first understand your state’s demographics.

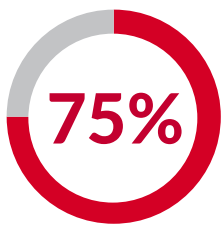
### Questions To Consider

*How many young children are in my state?*

*How does this impact the scale of policies?*

*What is the economic status of families with young children?*

*Are there unique cultural needs for young children in my state?*



**Children with All Available Parents in the Labor Force, Age 0–6 (2015)**



**Children in Poverty, Age 0–5 (2015)**



**Children in Low-Income Working Families, Age 0–6 (2015)**

### Children Age 0–4 by Race, 2015

	White	Black	Hispanic	Two or More Races	Asian	American Indian
# Children	153,169	10,590	20,694	8,291	5,628	775
% of All Children	76.8%	5.3%	10.4%	4.2%	2.8%	0.4%

[VIEW DATA RESOURCE HERE](#)



## Current Status of Infant and Toddler Well-Being

INDICATOR	IOWA	NATION
Unintended Pregnancy (% of all pregnancies)	43%	45%
Prenatal Care Before 3rd Trimester (% of live births)	96%	87%
Teen Mothers (% of live births)	2%	7%
Home Health Visit (% of children ages 0-3)	18%	14%
Well-Baby Check (% of babies)	90%	91%
Developmental Screening (% of children ages 10 months to 5 years)	34%	31%

[VIEW DATA RESOURCE HERE](#)

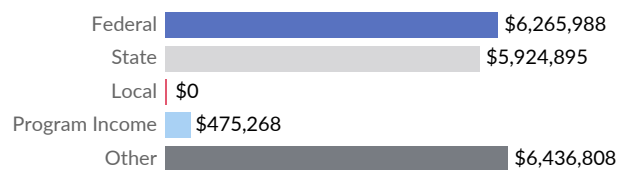
## Maternal and Child Health Grant

The federal government allocates the Title V Maternal and Child Health (MCH) Block Grant to states. **Iowa** provides additional funding to the MCH program (as shown below).

The state has identified eight national performance measures to focus on:

- Well-Woman Visit
- Breastfeeding
- Developmental Screening
- Bullying
- Adolescent Well-Visit
- Medical Home
- Transition (Children with Special Needs)
- Preventive Dental Visit

### Iowa MCH Funds by Source



## Iowa | MCH 2015 Expenditures

POPULATION SERVED	INDIVIDUALS SERVED	2015 EXPENDITURE
Pregnant Women	38,776	\$1,425,798
Infants	39,502	\$341,054
Children (Age 1-22)	780,381	\$10,805,643
Children with Special Needs	150,000	\$5,992,576
Others	0	\$0
Total	1,008,659	\$18,565,071

[VIEW DATA RESOURCE HERE](#)

## INFANT AND TODDLER SUPPORT

Infants and toddlers develop and learn at exponential rates as they explore and engage with the environments and adults around them. In order to support their **health and development**, pregnant women, infants and toddlers, and parents need access to information and services.

### Questions To Consider

*Are women and children receiving health care services before and after birth?*

*Are families prepared for and educated about the needs of young children?*

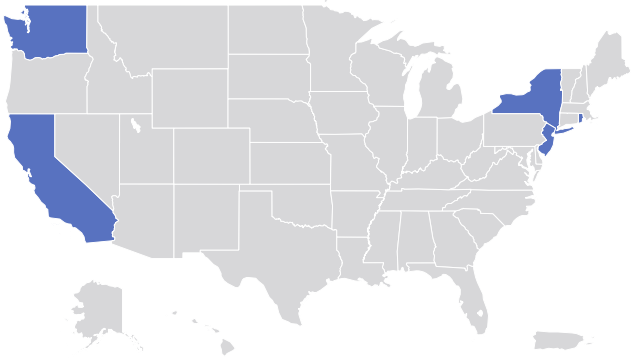
*What areas of maternal and child health is my state focusing on?*



## Paid Family Leave

**Iowa** does not have a statewide paid family leave policy.

### States with Paid Family Leave Policies



State	First Year	# Weeks	Benefit (% Income)
CA	2004	6	Up to 70%
DC	2020	8	Up to 90%
NJ	2009	6	Up to 66%
NY	2018	8	Up to 50%
RI	2014	4	Up to 60%
WA	2020	12	Up to 90%

## Home Visiting

Home visiting is a type of service targeted to expectant parents and parents with children ages 0-5 to support healthy child development. Though models and programs vary, home visits typically allow trained experts to provide services, share best practices, and connect families to other resources all within the home setting.

**4,554**

Number of Families Served Through Home Visits in 2016 <sup>2</sup>

**51,195**

Number of Home Visits Provided in 2016 <sup>1,2</sup>

**Iowa** uses the following evidence-based models for home visiting programs:<sup>1,2</sup>

- **Family Connects**
- **Healthy Families America**
- **Nurse-Family Partnership**
- **Parents as Teachers**
- **SafeCare**

[VIEW DATA RESOURCE 1](#)

[VIEW DATA RESOURCE 2](#)

## INFANT AND TODDLER SUPPORT

### Questions To Consider

*What does paid family leave look like across the country?  
Is that conversation happening in my state?*

*Is my state funding a significant percentage of home visits?  
Were home visits an MCH priority for my state?*

*What models for home visiting is my state utilizing? How are different models used to support families' unique needs?*



## Cost and Affordability of Infant Care

**\$9,485**

Average Annual Cost of Infant Care in **Iowa**

**15%**

Infant Care Cost as a Share of Median Family Income in **Iowa**

According to the U.S. Department of Health and Human Services, child care is affordable if it costs no more than 10% of a family's income.

By this standard, only

**30%**

of families in **Iowa** can afford infant care.



[VIEW DATA RESOURCE HERE](#)

## Public Support for Infant Care

PROGRAM	FUNDING SOURCE	DESCRIPTION	NUMBER OF CHILDREN AGES 0-3 SERVED
<a href="#">Early Head Start</a>	Federal (with optional state supplement)	Funds child care slots for children ages 0-3 from low-income families in addition to some health and family services.	Federal <b>1,549</b>
			State <b>0</b>
<a href="#">Child Care and Development Fund</a>	Federal and State	Provides financial assistance to low-income families to access child care so they can work or attend a job training or educational program.	<b>4,846</b> monthly average

## INFANT AND TODDLER SUPPORT

### Questions To Consider

*Is the cost of infant care in my state affordable?*

*What percentage of families have all available parents in the labor force? What does that mean for the demand for infant care?*

*What type of public support is available in my state for infant care?*



## Pre-Kindergarten Trends

**45.8%**

3- and 4-Year Olds Enrolled in **Pre-K** Public and Private (Estimated **35,882** children)

[VIEW DATA RESOURCE HERE](#)

**7.5%**

3- and 4-Year Olds Enrolled in **Head Start** Program (Estimated **5,850** children)

[VIEW DATA RESOURCE HERE](#)

**33.1%**

3- and 4-Year Olds Enrolled in **State pre-K** Program (Estimated **25,916** children)

[VIEW DATA RESOURCE HERE](#)

## Percentage of 3- and 4-Year-Olds Enrolled in Pre-K, Public & Private by Race



The following group(s) have enrollment rates in pre-school programs that are below the state average: **White, Hispanic**

[VIEW DATA RESOURCE HERE](#)

## THREE- AND FOUR-YEAR-OLDS

At ages three- and four, children may be eligible to enroll in pre-Kindergarten, or “pre-K,” programs, both private and public. Pre-K programs are not compulsory, and families may elect to continue any arrangement of their choice.

### Questions To Consider

*How many children are attending pre-K, public or private?*

*Are certain populations more likely to attend pre-K?*

*What percentage of children are enrolled in pre-K due to public support?*

*How expensive is child care for 4-year-olds?*

**\$8.89**

Median Hourly Wage Child Care Worker

**55%**

Median Wage for Child Care Worker as Percent of State Median Income

**\$8,216**

Average Annual Cost of Child Care for 4-year-old

[VIEW DATA RESOURCE HERE](#)

**\$11.56**

Median Hourly Wage Preschool Teacher

**75%**

Median Wage for Preschool Teacher as Percent of State Median Income



## Pre-Kindergarten Policy

### IOWA SHARED VISIONS

ACCESS	Family Income - Eligibility	130% of FPL; At least 80% must meet the income requirement
	Other Risk Factors - Eligibility	Child disability or developmental delay; Low parental education; History of abuse, neglect, or family violence; Homelessness or unstable housing; Home language other than English; Parental substance abuse; Teen parent; Low birth weight or other child health risk; Child history of foster care; Other risk factor(s)
	Child Age	3- and 4-year-olds
	Required District Participation	Not required, but funding is awarded on a competitive basis
FUNDING	State Agency	Iowa Department of Education
	Total Spending (2016)	\$11,195,322
	Funds by Source	State, \$7,699,988; Required local, \$1,539,997; Non-required local, \$1,955,337
	Dedicated Revenue Source for State Funds?	Yes: Annual state appropriation
	Agencies Eligible to Receive Funding	Public schools, Head Start, Private agencies, Faith-based centers, Any public or private non-profit organization
	Permitted Subcontracting Agencies	Public schools, Head Start, Private agencies, Faith-based centers, Any public or private non-profit organization
PROGRAM REQUIREMENTS	Minimum Daily Hours	No minimum requirement
	Minimum Days Per Week	Determined locally
	Annual Operating Schedule	Determined locally
	Maximum Class Size	3-year-olds: 18; 4-year-olds: 20; mixed-age: 18
	Screening/Referral and Support Services	Vision; Hearing; Height/weight/BMI; Blood pressure; Immunizations; Psychosocial/behavioral; Developmental; Full physical exam

## THREE- AND FOUR-YEAR-OLDS

As states begin to develop and fund pre-Kindergarten program, eligibility and quality requirements have also been adopted.

### Questions To Consider

*Does my state support pre-K enrollment? If so, for which children?*

*What are the funding sources for pre-K?*

*What requirements must providers meet in order to be eligible for the state pre-K program?*



IOWA SHARED VISIONS – CONTINUED

STANDARDS	Early Learning and Development Standards	<a href="#">Iowa Early Learning Standards</a>
	Year Revised	Currently under revision
	Alignment with College and Career Ready Standards for Early Grades	Yes
EDUCATORS	Teacher Degree	BA (public); AA (nonpublic)
	Required Specialization in ECE	Yes
	Assistant Teacher Degree	High school diploma or equivalent
ACCOUNTABILITY	Quality Rating and Improvement System (QRIS)	<a href="#">Iowa's Quality Rating System</a>
	Required Participation in QRIS	No
	Number of Levels	5
	Required Rating for Funding	N/A

[VIEW DATA RESOURCE HERE](#)

### THREE- AND FOUR-YEAR-OLDS

#### Questions To Consider

*Are pre-K standards aligned with goals of the K-12 system?*

*Does my state require pre-K teachers to have a certain degree? If so, what?*

*Has my state developed a system to assess the quality of pre-K and child care providers? Is participation mandatory for state pre-K programs?*



## Pre-Kindergarten Policy

### IOWA STATEWIDE VOLUNTARY PRESCHOOL PROGRAM

ACCESS	Family Income - Eligibility	No income requirement
	Other Risk Factors - Eligibility	N/A
	Child Age	4 by September 15
	Required District Participation	Not required, but funds are available to any district/county/town choosing to offer the program
FUNDING	State Agency	Iowa Department of Education
	Total Spending (2016)	\$73,282,654
	Funds by Source	State, \$73,282,654
	Dedicated Revenue Source for State Funds?	No
	Agencies Eligible to Receive Funding	Public schools
	Permitted Subcontracting Agencies	Head Start, Private agencies, Faith-based centers, Family child care homes
PROGRAM REQUIREMENTS	Minimum Daily Hours	At least 10 hours/week
	Minimum Days Per Week	Determined locally
	Annual Operating Schedule	School or academic year
	Maximum Class Size	3-year-olds: 18; 4-year-olds: 20; mixed-age: 18 or 20 depending on majority age group
	Screening/Referral and Support Services	Vision; Hearing; Immunizations; Dental; Full physical exam

## THREE- AND FOUR-YEAR-OLDS

As states begin to develop and fund pre-Kindergarten program, eligibility and quality requirements have also been adopted.

### Questions To Consider

*Does my state support pre-K enrollment? If so, for which children?*

*What are the funding sources for pre-K?*

*What requirements must providers meet in order to be eligible for the state pre-K program?*





## IOWA STATEWIDE VOLUNTARY PRESCHOOL PROGRAM – CONTINUED

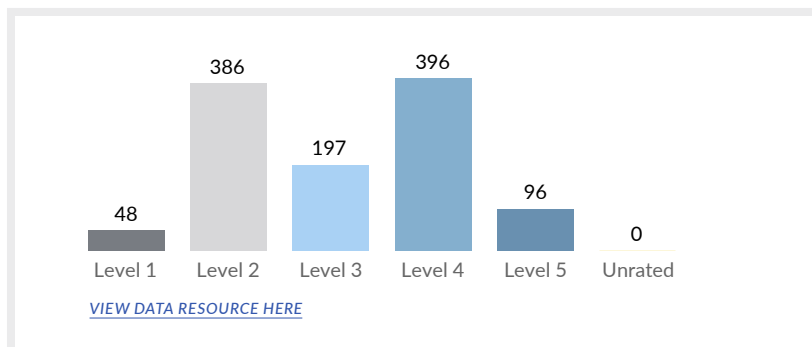
STANDARDS	Early Learning and Development Standards	<a href="#">Iowa Early Learning Standards</a>
	Year Revised	Currently under revision
	Alignment with College and Career Ready Standards for Early Grades	Yes
EDUCATORS	Teacher Degree	BA with Iowa Teaching License
	Required Specialization in ECE	Yes
	Assistant Teacher Degree	Depends on overseeing agency; paraeducator certificate or CDA.
ACCOUNTABILITY	Quality Rating and Improvement System (QRIS)	<a href="#">Iowa's Quality Rating System</a>
	Required Participation in QRIS	Yes
	Number of Levels	5
	Required Rating for Funding	N/A

[VIEW DATA RESOURCE HERE](#)

## Quality Ratings of Child Care Programs

In recent years, many states have designed Quality Ratings and Improvement Systems (QRIS) to evaluate child care providers. The QRIS rating is often a reflection of various measures such as teacher-child interactions, classroom environment, family engagement, and staff educational attainment. Often voluntary, QRIS systems are meant to help improve the quality of child care providers and help families choose the right provider for their children.

### Child Care Providers By QRIS Level



## THREE- AND FOUR-YEAR-OLDS

### Questions To Consider

*Are pre-K standards aligned with goals of the K-12 system?*

*Does my state require pre-K teachers to have a certain degree? If so, what?*

*Has my state developed a system to assess the quality of pre-K and child care providers? Is participation mandatory for state pre-K programs?*



## K-3 Policy

	K-3 COMPONENT	IOWA
ATTENDANCE	Compulsory Age of Attendance <sup>1</sup>	6 by 9/15
	Kindergarten Entrance Age <sup>1</sup>	5 on or before 9/15
	State-Required Full-Day Kindergarten <sup>1</sup>	No, full-day kindergarten is not required.
	State-Required Half-Day Kindergarten <sup>1</sup>	Yes
	Required Kindergarten Attendance <sup>1</sup>	No
STANDARDS AND ASSESSMENTS	Required Kindergarten Entrance Assessment (KEA) <sup>2</sup>	Districts must administer a valid and reliable universal screening instrument to every kindergarten student enrolled in the district.
	Statewide KEA <sup>3</sup>	In Progress
	KEA Results Use <sup>2</sup>	Not specified in statute, rules or regulations.
	K-3 Formative Assessment Consortium Member <sup>3</sup>	Yes
	Dual Language Learner (DLL) Assessment <sup>4</sup>	English Language and Proficiency Assessment (ELPA21)
	Number of States Using DLL Assessment <sup>2</sup>	7
	3 <sup>rd</sup> -Grade Reading Retention Law <sup>2</sup>	Third grade retention is required with good cause exemptions. Conditional promotion is allowed if the student is exempt from participating in the summer reading program for good cause or if the student completes the summer reading program, but is not yet reading proficiently. Under conditional promotion, the student's progress must be monitored, intensive interventions must be provided and parental involvement is required.
EDUCATORS	Early Childhood Education License Required for Kindergarten Teachers <sup>3</sup>	No
	Science of Reading Test Required for Elementary Teachers <sup>6</sup>	None
	Teacher-to-Student Ratio Requirement <sup>2</sup>	Districts are instructed to expend funds to reduce class sizes to the state goal of 1:17 for grades K-3.

## FIVE- TO EIGHT-YEAR-OLDS

At age five, children are eligible to begin kindergarten—generally considered the start to their formal education. In these early grades, there is a strong focus on learning to read due to research indicating that 3<sup>rd</sup>-grade literacy is crucial for success in school and life.

### Questions To Consider

*Are districts required to offer full-day kindergarten?*

*At what age are children eligible to attend school? At what age is attendance compulsory?*

*How are children assessed in grades K-3? What are assessment results used for?*

[VIEW DATA RESOURCE HERE<sup>1</sup>](#)

[VIEW DATA RESOURCE HERE<sup>3</sup>](#)

[VIEW DATA RESOURCE HERE<sup>5</sup>](#)

[VIEW DATA RESOURCE HERE<sup>2</sup>](#)

[VIEW DATA RESOURCE HERE<sup>4</sup>](#)