

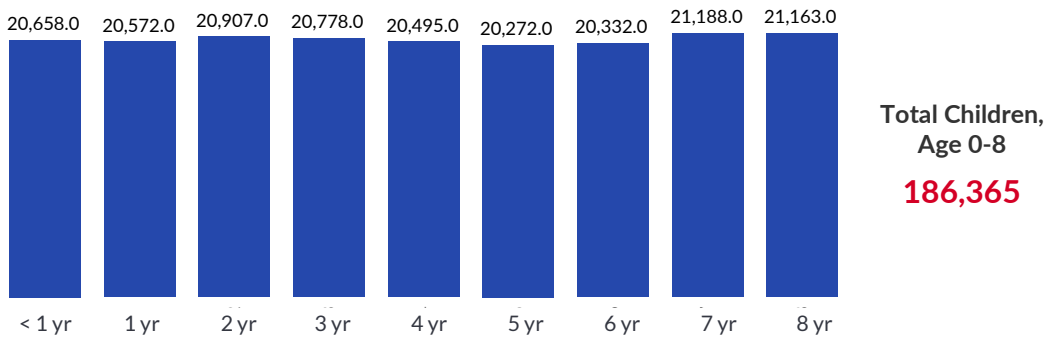
The Early Childhood Landscape in WEST VIRGINIA



OVERVIEW

Learning is a continuum that begins from our first day in the world, not just the first day of school. As we begin to understand how the opportunities and environments early in life impact long-term learning and life outcomes, our systems of education have begun to gradually encompass children of younger ages. Because early childhood learning is largely undefined and decentralized, this packet is meant to serve as a compilation of the various statistics, data, and research available. While by no means comprehensive, we hope it provides a foundational understanding of the current landscape of early learning in your state.

Number of Children Age 8 and Younger, 2015



STATE DEMOGRAPHICS

Early childhood initiatives are often crafted to support specific populations within a state—such as infants, children from low-income families, and English language learners—which is why it is important to first understand your state’s demographics.

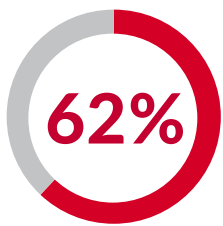
Questions To Consider

How many young children are in my state?

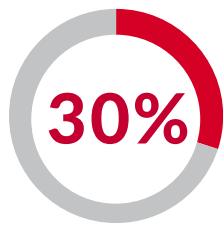
How does this impact the scale of policies?

What is the economic status of families with young children?

Are there unique cultural needs for young children in my state?



Children with All Available Parents in the Labor Force, Age 0–6 (2015)



Children in Poverty, Age 0–5 (2015)



Children in Low-Income Working Families, Age 0–6 (2015)

Children Age 0–4 by Race, 2015

	White	Black	Hispanic	Two or More Races	Asian	American Indian
# Children	89,077	3,896	2,612	4,410	817	187
% of All Children	88.2%	3.9%	2.6%	4.4%	0.8%	0.2%

[VIEW DATA RESOURCE HERE](#)



Current Status of Infant and Toddler Well-Being

INDICATOR	WEST VIRGINIA	NATION
Unintended Pregnancy (% of all pregnancies)	52%	45%
Prenatal Care Before 3rd Trimester (% of live births)	92%	87%
Teen Mothers (% of live births)	4%	7%
Home Health Visit (% of children ages 0-3)	14%	14%
Well-Baby Check (% of babies)	92%	91%
Developmental Screening (% of children ages 10 months to 5 years)	38%	31%

[VIEW DATA RESOURCE HERE](#)

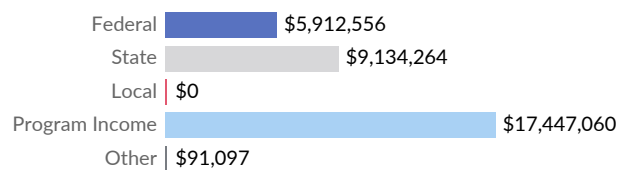
Maternal and Child Health Grant

The federal government allocates the Title V Maternal and Child Health (MCH) Block Grant to states. **West Virginia** provides additional funding to the MCH program (as shown below).

The state has identified eight national performance measures to focus on:

- **Low-Risk Cesarean Delivery**
- **Breastfeeding**
- **Safe Sleep**
- **Physical Activity**
- **Bullying**
- **Medical Home**
- **Preventive Dental Visit**
- **Smoking**

West Virginia MCH Funds by Source



West Virginia | MCH 2015 Expenditures

POPULATION SERVED	INDIVIDUALS SERVED	2015 EXPENDITURE
Pregnant Women	20,603	\$378,588
Infants	20,347	\$2,023,327
Children (Age 1-22)	381,700	\$3,240,478
Children with Special Needs	134,350	\$24,080,833
Others	68,495	\$2,046,191
Total	625,495	\$31,769,417

[VIEW DATA RESOURCE HERE](#)

INFANT AND TODDLER SUPPORT

Infants and toddlers develop and learn at exponential rates as they explore and engage with the environments and adults around them. In order to support their **health and development**, pregnant women, infants and toddlers, and parents need access to information and services.

Questions To Consider

Are women and children receiving health care services before and after birth?

Are families prepared for and educated about the needs of young children?

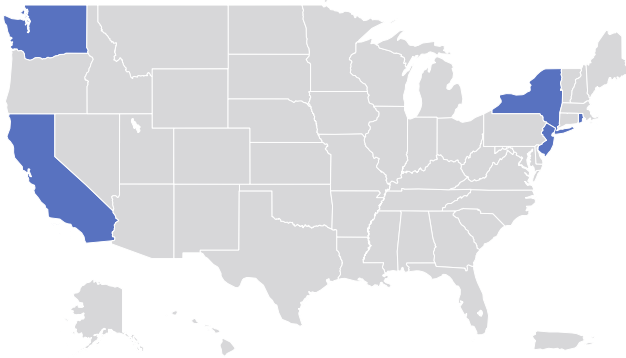
What areas of maternal and child health is my state focusing on?



Paid Family Leave

West Virginia does not have a statewide paid family leave policy.

States with Paid Family Leave Policies



State	First Year	# Weeks	Benefit (% Income)
CA	2004	6	Up to 70%
DC	2020	8	Up to 90%
NJ	2009	6	Up to 66%
NY	2018	8	Up to 50%
RI	2014	4	Up to 60%
WA	2020	12	Up to 90%

Home Visiting

Home visiting is a type of service targeted to expectant parents and parents with children ages 0-5 to support healthy child development. Though models and programs vary, home visits typically allow trained experts to provide services, share best practices, and connect families to other resources all within the home setting.

1,487

Number of Families Served Through Home Visits in 2016 ²

9,985

Number of Home Visits Provided in 2016 ^{1,2}

West Virginia uses the following evidence-based models for home visiting programs:^{1,2}

- **Healthy Families America**
- **Parents as Teachers**
- **Early Head Start: Home Based Option**

Additionally, the state has received federal funding to test the following Promising Approach:

- **Maternal Infant Health Outreach Worker (MIHOW)**

[VIEW DATA RESOURCE 1](#)

[VIEW DATA RESOURCE 2](#)

INFANT AND TODDLER SUPPORT

Questions To Consider

*What does paid family leave look like across the country?
Is that conversation happening in my state?*

*Is my state funding a significant percentage of home visits?
Were home visits an MCH priority for my state?*

What models for home visiting is my state utilizing? How are different models used to support families' unique needs?



Cost and Affordability of Infant Care

\$7,926

Average Annual Cost of Infant Care in **West Virginia**

15%


Infant Care Cost as a Share of Median Family Income in **West Virginia**

According to the U.S. Department of Health and Human Services, child care is affordable if it costs no more than 10% of a family's income.

By this standard, only

29%

of families in **West Virginia** can afford infant care.



[VIEW DATA RESOURCE HERE](#)

Public Support for Infant Care

PROGRAM	FUNDING SOURCE	DESCRIPTION	NUMBER OF CHILDREN AGES 0-3 SERVED	
Early Head Start	Federal (with optional state supplement)	Funds child care slots for children ages 0-3 from low-income families in addition to some health and family services.	Federal	1,020
			State	0
Child Care and Development Fund	Federal and State	Provides financial assistance to low-income families to access child care so they can work or attend a job training or educational program.	2,456 monthly average	

INFANT AND TODDLER SUPPORT

Questions To Consider

Is the cost of infant care in my state affordable?

What percentage of families have all available parents in the labor force? What does that mean for the demand for infant care?

What type of public support is available in my state for infant care?



Pre-Kindergarten Trends

35.2%

3- and 4-Year Olds Enrolled in **Pre-K** Public and Private (Estimated **14,532** children)

[VIEW DATA RESOURCE HERE](#)

17.1%

3- and 4-Year Olds Enrolled in **Head Start** Program (Estimated **7,050** children)

[VIEW DATA RESOURCE HERE](#)

38.5%

3- and 4-Year Olds Enrolled in **State pre-K** Program (Estimated **15,892** children)

[VIEW DATA RESOURCE HERE](#)

Percentage of 3- and 4-Year-Olds Enrolled in Pre-K, Public & Private by Race



The following group(s) have enrollment rates in pre-school programs that are below the state average: **White**

[VIEW DATA RESOURCE HERE](#)

THREE- AND FOUR-YEAR-OLDS

At ages three- and four, children may be eligible to enroll in pre-Kindergarten, or “pre-K,” programs, both private and public. Pre-K programs are not compulsory, and families may elect to continue any arrangement of their choice.

Questions To Consider

How many children are attending pre-K, public or private?

Are certain populations more likely to attend pre-K?

What percentage of children are enrolled in pre-K due to public support?

How expensive is child care for 4-year-olds?

\$9.08

Median Hourly Wage Child Care Worker

62%

Median Wage for Child Care Worker as Percent of State Median Income

\$5,813

Average Annual Cost of Child Care for 4-year-old

[VIEW DATA RESOURCE HERE](#)

\$14.73

Median Hourly Wage Preschool Teacher

66%

Median Wage for Preschool Teacher as Percent of State Median Income



Pre-Kindergarten Policy

WEST VIRGINIA UNIVERSAL PRE-K

ACCESS	Family Income - Eligibility	No income requirement
	Other Risk Factors - Eligibility	N/A
	Child Age	4-year-olds
	Required District Participation	Required for all
FUNDING	State Agency	West Virginia Department of Education, Office of Early Learning; West Virginia Department of Health and Human Resources - Division of Early Care and Education
	Total Spending (2016)	\$149,586,657
	Funds by Source	State, \$93,316,924; Federal, \$54,913,395; Non-required local, \$1,356,338
	Dedicated Revenue Source for State Funds?	Yes: School aid funding
	Agencies Eligible to Receive Funding	Public schools
	Permitted Subcontracting Agencies	Public schools, Head Start, Private agencies, Faith-based centers
PROGRAM REQUIREMENTS	Minimum Daily Hours	14 hours/week
	Minimum Days Per Week	4 days per week
	Annual Operating Schedule	128 days
	Maximum Class Size	20
	Screening/Referral and Support Services	Vision; Hearing; Height/weight/BMI; Blood pressure; Immunizations; Psychosocial/behavioral; Dental; Developmental; Full physical exam

THREE- AND FOUR-YEAR-OLDS

As states begin to develop and fund pre-Kindergarten program, eligibility and quality requirements have also been adopted.

Questions To Consider

Does my state support pre-K enrollment? If so, for which children?

What are the funding sources for pre-K?

What requirements must providers meet in order to be eligible for the state pre-K program?



WEST VIRGINIA UNIVERSAL PRE-K - CONTINUED

STANDARDS	Early Learning and Development Standards	Early Learning Standards Framework: Content Standards and Learning Criteria for West Virginia Pre-Kindergarten
	Year Revised	2015
	Alignment with College and Career Ready Standards for Early Grades	Yes
EDUCATORS	Teacher Degree	BA
	Required Specialization in ECE	Yes
	Assistant Teacher Degree	CDA
ACCOUNTABILITY	Quality Rating and Improvement System (QRIS)	In Development
	Required Participation in QRIS	No
	Number of Levels	N/A
	Required Rating for Funding	N/A

[VIEW DATA RESOURCE HERE](#)

THREE- AND FOUR-YEAR-OLDS

Questions To Consider

Are pre-K standards aligned with goals of the K-12 system?

Does my state require pre-K teachers to have a certain degree? If so, what?

Has my state developed a system to assess the quality of pre-K and child care providers? Is participation mandatory for state pre-K programs?



K-3 Policy

	K-3 COMPONENT	WEST VIRGINIA
ATTENDANCE	Compulsory Age of Attendance ¹	6
	Kindergarten Entrance Age ¹	5 by 9/01
	State-Required Full-Day Kindergarten ¹	Yes, full-day kindergarten is required.
	State-Required Half-Day Kindergarten ¹	No
	Required Kindergarten Attendance ¹	Yes
STANDARDS AND ASSESSMENTS	Required Kindergarten Entrance Assessment (KEA) ²	Not specified in statute, rules or regulations.
	Statewide KEA ³	In Progress
	KEA Results Use ²	Not specified in statute, rules or regulations.
	K-3 Formative Assessment Consortium Member ³	No
	Dual Language Learner (DLL) Assessment ⁴	English Language and Proficiency Assessment (ELPA21)
	Number of States Using DLL Assessment ²	7
	3 rd -Grade Reading Retention Law ²	Classroom teachers may recommend the grade level retention of a student, but it is not required. Participation in an intervention may be a condition of promotion; however, a teacher may still recommend retention.
EDUCATORS	Early Childhood Education License Required for Kindergarten Teachers ³	No
	Science of Reading Test Required for Elementary Teachers ⁶	West Virginia requires all elementary teacher candidates to pass the Praxis Teaching Reading: Elementary Education (5203) test as a condition of initial licensure. The test's objectives include the five components of scientific reading instruction: phonemic awareness, phonics, fluency, vocabulary and comprehension.
	Teacher-to-Student Ratio Requirement ²	Kindergarten: 1:20; Grades 1-3: 1:25.

FIVE- TO EIGHT-YEAR-OLDS

At age five, children are eligible to begin kindergarten—generally considered the start to their formal education. In these early grades, there is a strong focus on learning to read due to research indicating that 3rd-grade literacy is crucial for success in school and life.

Questions To Consider

Are districts required to offer full-day kindergarten?

At what age are children eligible to attend school? At what age is attendance compulsory?

How are children assessed in grades K-3? What are assessment results used for?

[VIEW DATA RESOURCE HERE¹](#)

[VIEW DATA RESOURCE HERE³](#)

[VIEW DATA RESOURCE HERE⁵](#)

[VIEW DATA RESOURCE HERE²](#)

[VIEW DATA RESOURCE HERE⁴](#)